




















C-more Micro Panels Selection Guide

C-more Micro Panels			
Part Number		Description	Price
EA1-S3ML		C-more Micro touch screen operator interface, 3.1 inch, STN LCD monochrome, 128 x 64 pixel display, selectable screen colors: red, green, amber, lime, or yellow, LED backlight, 5 user defined function keys, RS-232 (RJ12) port, display supports landscape mode(s), NEMA 4/4X, IP65, indoor use only.	\$205.00
EA1-S3ML-N	Non-Touch 	C-more Micro non-touch operator interface, 3.1 inch, STN LCD monochrome, 128 x 64 pixel display, selectable screen colors: red, green, amber, lime, or yellow, LED backlight, 5 user defined function keys, RS-232 (RJ12) port, display supports landscape mode(s), NEMA 4/4X, IP65, indoor use only.	\$161.00
EA1-S3MLW		C-more Micro touch screen operator interface, 3.1 inch, STN LCD monochrome, 128 x 64 pixel display, selectable screen colors: white, pink1, pink2, pink3 or red, high-contrast white LED backlight, 5 user defined function keys, RS-232 (RJ12) port, display supports landscape mode(s), NEMA 4/4X, IP65, indoor use only.	\$205.00
EA1-S3MLW-N	Non-Touch 	C-more Micro non-touch operator interface, 3.1 inch, STN LCD monochrome, 128 x 64 pixel display, selectable screen colors: white, pink1, pink2, pink3 or red, high-contrast white LED backlight, 5 user defined function keys, RS-232 (RJ12) port, display supports landscape mode(s), NEMA 4/4X, IP65, indoor use only.	\$161.00
EA1-T4CL		C-more Micro touch screen operator interface, 4.1 inch, TFT color LCD, 320 x 240 pixel display, 32K colors, LED backlight, 5 user defined function keys, RS-232 / RS-485 / 422 (15-pin D-sub) port, USB B port, display supports landscape/portrait mode(s), NEMA 4/4X, IP65, indoor use only.	\$356.00
EA1-T6CL		C-more Micro touch screen operator interface, 5.7 inch, TFT color LCD, 320 x 240 pixel display, 32K colors, LED backlight, 5 user defined function keys, RS-232 / RS-485 / 422 (15-pin D-sub) port, USB B port, display supports landscape/portrait mode(s), NEMA 4/4X, IP65, indoor use only.	\$432.00
EA3-T6CL		C-more Micro touch screen operator interface, 5.7 inch, TFT color LCD, 320 x 240 pixel display, 32K colors, LED backlight, 5 user defined function keys, RS-232 (RJ12) port, RS-232 / RS-485 / 422 (15-pin D-sub) port, USB B port, display supports landscape/portrait mode(s), NEMA 4/4X, IP65, indoor use only.	\$299.00
EA3-T8CL		C-more Micro touch screen operator interface, 8.4 inch, TFT color LCD, 800 x 600 pixel display, 32K colors, LED backlight, 7 user defined function keys, RS-232 (RJ12) port, RS-232 / RS-485 / 422 (15-pin D-sub) port, USB B port, display supports landscape/portrait mode(s), NEMA 4/4X, IP65, indoor use only.	\$749.00
EA3-T10CL		C-more Micro touch screen operator interface, 10.4 inch, TFT color LCD, 800 x 600 pixel display, 32K colors, LED backlight, 7 user defined function keys, RS-232 (RJ12) port, RS-232 / RS-485 / 422 (15-pin D-sub) port, USB B port, display supports landscape/portrait mode(s), NEMA 4/4X, IP65, indoor use only.	\$899.00

C-more Micro Panels Selection Guide

C-more Micro Panel Accessories			
Part Number		Description	Price
EA-MG-BZ1		8-button keypad bezel for C-more 3" Micro panels, with four arrow adjust keys, and ESCAPE, MENU, CLEAR and ENTER buttons. Helps to reduce screen wear in heavy-duty applications where operators can use the keypad. Designed for easy drop-in of the Micro panels.	\$64.00
EA-MG-BZ2		20-button keypad bezel with numeric keypad for C-more 3" Micro panels, with four arrow adjust keys, and ESCAPE, MENU, CLEAR and ENTER buttons. Helps to reduce screen wear in heavy-duty applications where operators can use the keypad to enter numeric data. Designed for easy drop-in of the Micro panels.	\$87.00
EA-MG-P1		Optional DC Power Adapter for C-more 3" Micro panels. Required when using third party PLCs, or when using 24VDC power instead of the 5VDC supplied from the RJ12 connector of a Productivity Series, CLICK or DirectLOGIC PLC.	\$31.50
EA-MG-SP1		Optional Serial Port with DC Power Adapter for C-more 3" Micro panels. Serial port is a D-Sub 15-pin RS-232/RS-422/485 connector. Required when using RS422, RS485 or third party PLCs.	\$54.00
EA-ECOM		C-more Micro communication expansion module, Ethernet (RJ45) port for programming and PLC communications at 10/100 Mbps. For use with EA3 series panels.	\$50.00
EA-COMCON-3		DSUB port adapter, 15-pin to 6-terminal RS-422/485, right angle connector, plugs into the 15-pin serial port on rear of touch panel to allow wire terminal connections for an RS-422/485 communication cable. Compatible with C-more EA7 series, EA9-T6CL(-R), and C-more Micro 4 or 6-inch panels.	\$42.00
EA-COMCON-3A		DSUB port adapter, 15-pin to 6-terminal RS-422/485, straight connector, plugs into the 15-pin serial port on rear of touch panel to allow wire terminal connections for an RS-422/485 communication cable. Compatible with C-more EA9 series panels, C-more Micro EA3 series panels and EA1-S3x with EA1-MG-SP1. Not recommended with EA9-T6CL(-R) panels.	\$19.00
EA-MG6-BZ2		20-button keypad bezel with numeric keypad for EA1-T6CL panels being used in landscape (horizontal) mounted mode, with 2 arrow adjust keys, and ESCAPE, MENU, CLEAR and ENTER buttons. Helps to reduce screen wear in heavy-duty applications where operators can use the keypad to enter numeric data. Designed for easy drop-in of the EA1-T6CL panels.	\$107.00
EA-MG6-BZ2P		21-button keypad bezel with numeric keypad for EA1-T6CL panels being used in Portrait (vertical) mounted mode, with 2 arrow adjust keys, and ESCAPE, MENU, CLEAR and ENTER buttons. Helps to reduce screen wear in heavy-duty applications where operators can use the keypad to enter numeric data. Designed for easy drop-in of the EA1-T6CL panels.	\$79.00
EA-MG-COV-CL		Optional clear screen overlay used to protect 3" displays from minor scratches and wear. Package contains five (5) clear screen overlays.	\$35.50
EA-4-COV2		Optional clear screen overlay used to protect 4" displays from minor scratches and wear. Package contains three (3) clear screen overlays.	\$33.50
EA-6-COV2		Optional clear screen overlay used to protect 6" displays from minor scratches and wear. Package contains three (3) clear screen overlays.	\$37.00
EA-8-COV2		Optional clear screen overlay used to protect 8" displays from minor scratches and wear. Package contains three (3) clear screen overlays.	\$40.00
EA-10-COV2		Optional clear screen overlay used to protect 10" displays from minor scratches and wear. Package contains three (3) clear screen overlays.	\$45.50

C-more 3" Micro Panels Overview

Overview

C-more 3" Micro panels are the next generation of Graphic/Text panels based on the very successful **C-more** touch panel design. **C-more** Micro panels are very small, yet offer touch screen capability and graphics. Models are available with touch screen ability and without touch screen. Several options such as plug and play keypad bezels are available.

In addition to the simple free downloadable panel configuration software, a very helpful feature is the built-in project simulator. The project simulator allows you to view your project on the PC screen as it would appear on the panel and to test all your screens before downloading the project to the panel. You can simulate your entire project at any stage of development. With version 2.50 or later, even simulate the function keys and keypad bezel.

Getting started

Installing the software and configuring the **C-more** Micro panel is simple. You will need the following to successfully connect and configure a project for the panel:

- **C-more** Micro panel
- **C-more** Micro Programming Software EA-MG-PGMSW (Downloadable version available from the **AutomationDirect** web site at no charge.)
- **C-more** Micro USB to RS232 Programming Cable Assembly EA-MG-PGM-CBL, used to connect between a PC and the Micro panel's built-in serial port
- Power source – either powered from the RJ12 serial comm port on most **AutomationDirect** PLCs, **C-more** DC Power Adapter EA-MG-P1, or Serial Port with DC Power Adapter EA-MG-SP1
- Personal computer – to run the **C-more** Micro programming software
- Communications Cable (serial) – to connect the **C-more** Micro panel to your controller

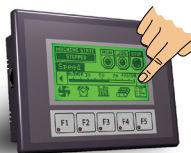
Drivers for your Controller

C-more 3" Micro panels have the following drivers available for connection to Productivity Series, Do-more, CLICK, **DirectLOGIC** and many other devices:

- AutomationDirect Productivity Series
- AutomationDirect Do-more
- AutomationDirect CLICK (Modbus)
- **DirectLOGIC** K-sequence, **DirectLOGIC DirectNET**, **DirectLOGIC** Modbus (Koyo Addressing)
- Modbus RTU
- Allen Bradley DF1 Full Duplex, Allen Bradley DF1 Half Duplex, Allen Bradley PLC5 DF1, AB DH485
- Omron Host Link (C200 Adapter, C500) Omron FINS serial (CJ1, CS1)
- GE SNPX (90/30, 90/70, Micro 90, VersaMax Micro)
- Mitsubishi Melsec FX
- Siemens PPI
- Entivity Modbus RTU
- AutomationDirect GS Drives
- AutomationDirect SOLO Temperature Controllers
- Mitsubishi Q/QnA

Part No. EA1-S3ML,
EA1-S3MLW

Touch
Screen



\$205.00



Note: Software and Firmware Version 1.5 or later is required with models EA1-S3MLW and EA1-S3MLW-N. Available for free download at www.automationdirect.com.

Part No. EA1-S3ML-N,
EA1-S3MLW-N

Non-
Touch



\$161.00

Features

Bitmaps

- 128 X64 pixel graphical display supports bitmaps
- Use bitmap images of pushbuttons, switches, indicators, your company logo
- Use provided library of bitmaps
- Create your own library of bitmaps

Text - 10 lines

- 10 lines by 32 characters of static text
- look up text, scroll up to 128 characters
- 10 lines by 21 characters of dynamic text, embedded variables, on/off phrases, scroll up to 40 characters
- scroll text object with up to 128 characters
- Inverse view to accentuate text

Beep

- Beep to indicate an alarm
- Beep for a special message
- Beep to verify when button is pressed

Bar graphs

- Vertical, horizontal, skinny, fat, multiple

Data entry

- Pop-up numeric key pad on the screen
- Increment/decrement a value by touching arrows
- Add an optional keypad bezel

Recipes

Each recipe button transfers up to 99 values from PLC source registers to PLC destination registers and/or from the recipe table to PLC destination registers.

5 dynamic background colors

Screen background colors can be controlled by the program to choose one of five colors depending upon the model. Choices for models EA1-S3ML and EA1-S3ML-N include green, lime, yellow, amber and red. Models EA1-S3MLW and EA1-S3MLW-N background colors include white, pink1, pink2, pink3 and red. For example, use a red background for an alarm condition or a yellow background on a caution screen that will be easily noticed.



EA1-S3ML, EA1-S3ML-N







EA1-S3MLW, EA1-S3MLW-N

Up to 999 Screens

C-more Micro supports up to 999 screens. Screen quantity is limited by memory usage which is determined by the total bitmaps, objects, etc. that are used.

C-more 3" Micro Panels Overview

C-more 3" Micro Panels			
Part Number		Description	Price
EA1-S3ML	Touch Screen 	3.1-inch C-more Micro Touch Panel with green and red LED backlights. Supports 5 selectable backlight colors (Green, Red, Amber, Yellow and Lime). STN LCD monochrome, 128 x 64 dot display. Has 5 user-defined function keys with LED indicators. Power is supplied to the panel through the serial communication port connection when used with <i>DirectLOGIC</i> PLCs having an RJ12 communication port. EA-MG-SP1 (power supply with serial option module) required when connecting to third party PLCs. NEMA 4/4X, IP65 (when mounted correctly; for indoor use only).	\$205.00
EA1-S3ML-N	Non-Touch 	3.1-inch C-more Micro Non-Touch Panel with green and red LED backlights. Supports 5 selectable backlight colors (Green, Red, Amber, Yellow and Lime). STN LCD monochrome, 128 x 64 dot display. Has 5 user-defined function keys with LED indicators. Power is supplied to the panel through the serial communication port connection when used with <i>DirectLOGIC</i> PLCs having an RJ12 communication port. EA-MG-SP1 (power supply with serial option module) required when connecting to third party PLCs. NEMA 4/4X, IP65 (when mounted correctly; for indoor use only).	\$161.00
EA1-S3MLW	Touch Screen 	3.1-inch C-more Micro Touch Panel with High Contrast white and red LED backlights. Supports 5 selectable backlight colors (White, Pink1, Pink2, Pink3 and Red). STN LCD monochrome, 128 x 64 dot display. Has 5 user-defined function keys with LED indicators. Power is supplied to the panel through the serial communication port connection when used with <i>DirectLOGIC</i> PLCs having an RJ12 communication port. EA-MG-SP1 (power supply with serial option module) required when connecting to third party PLCs. NEMA 4/4X, IP65 (when mounted correctly; for indoor use only).	\$205.00
EA1-S3MLW-N	Non-Touch 	3.1-inch C-more Micro Non-Touch Panel with High Contrast white and red LED backlights. Supports 5 selectable backlight colors (White, Pink1, Pink2, Pink3 and Red). STN LCD monochrome, 128 x 64 dot display. Has 5 user-defined function keys with LED indicators. Power is supplied to the panel through the serial communication port connection when used with <i>DirectLOGIC</i> PLCs having an RJ12 communication port. EA-MG-SP1 (power supply with serial option module) required when connecting to third party PLCs. NEMA 4/4X, IP65 (when mounted correctly; for indoor use only).	\$161.00





NOTE: C-more 3" Micro panels with the letter "W" in the part number are units with 5 selectable background colors of White, Pink1, Pink2, Pink3 and Red. C-more 3" Micro panels without the letter "W" in the part number are provided with 5 selectable background colors of Green, Red, Amber, Yellow and Lime.









NOTE: Software and Firmware Version 1.5 or later is required with models EA1-S3MLW and EA1-S3MLW-N. Available for free download at www.automationdirect.com.

C-more 3" Micro Panels Overview

C-more 3" and 6" Micro STN Monochrome Panels Programming Software & Programming Cable

Part Number		Description	Price
EA-MG-PGMSW		C-more Micro Windows-based programming software for C-more EA1 and EA3 series panels. Package includes software CD. Requires USB port connection from PC to C-more Micro panel. Cables sold separately. Downloadable version available from the Web site at no charge.	\$25.00
EA-MG-PGM-CBL		6-ft. cable assembly to connect personal computer to 3" and 6" C-more Micro STN monochrome panels for setup and programming. (Note: This cable assembly uses the PC's USB port and converts the signals to serial transmissions. The USB port supplies 5 VDC to the 3" and 6" Micro STN monochrome panel for configuration operations). Assembly includes standard USB A-type connector to B-type connector cable, custom converter, and an RS232C cable with RJ12 modular connector on each end.	\$43.00

C-more 3" Micro Panel Accessories

Part Number		Description	Price
EA-MG-BZ1		8-button keypad bezel for C-more 3" Micro panels, with 4 arrow adjust keys, and ESCAPE, MENU, CLEAR and ENTER buttons. Helps to reduce screen wear in heavy-duty applications where operators can use the keypad. Designed for easy drop-in of the Micro panels. No panel configuration is required.	\$64.00
EA-MG-BZ2		20-button keypad bezel with numeric keypad for C-more 3" Micro panels, with 4 arrow adjust keys, and ESCAPE, MENU, CLEAR and ENTER buttons. Helps to reduce screen wear in heavy-duty applications where operators can use the keypad to enter numeric data. Designed for easy drop-in of the Micro panels. No panel configuration is required.	\$87.00
EA-MG-P1		Optional DC Power Adapter for C-more 3" Micro panels. Required when using third party PLCs, or when using 24 VDC power instead of the 5 VDC supplied from the RJ12 connector of a CLICK or DirectLOGIC PLC.	\$31.50
EA-MG-SP1		Optional Serial Port with DC Power Adapter for C-more 3" Micro panels. Serial port is a D-Sub 15-pin RS-232/RS-422/485 connector. Required when using RS422, RS485 or third party PLCs.	\$54.00
EA-COMCON-3A		DSUB port adapter, 15-pin to 6-terminal RS-422/485, straight connector, plugs into the 15-pin serial port on rear of touch panel to allow wire terminal connections for an RS-422/485 communication cable. Compatible with C-more EA9 series panels, C-more Micro EA3 series panels and EA1-S3x with EA1-MG-SP1. Not recommended with EA9-T6CL(-R) panels.	\$19.00
EA-MG-COV-CL		Optional clear screen overlay used to protect C-more 3" Micro displays from minor scratches and wear. Package contains 5 clear screen overlays.	\$35.50



For a list of supported protocols and cabling options refer to the 3" C-more Micro Protocols and cabling chart starting on page CK-24.

Company
InformationControl Systems
Overview

CLICK PLC

Do-More
PLCs OverviewDo-More H2
PLCDo-More T1H
PLCDirectLOGIC
PLCs OverviewDirectLOGIC
DL05/06DirectLOGIC
DL105DirectLOGIC
DL205DirectLOGIC
DL305DirectLOGIC
DL405Productivity
Controller
OverviewProductivity
3000Universal
Field I/O

Software

C-More
HMIC-More Micro
HMIViewMarq
Industrial
Marquees

Other HMI

Communications

Appendix
Book 1Terms and
Conditions

C-more 4" Micro Panels Overview

Overview

C-more 4" Micro panel is a full color, TFT model that offers touch screen capability and customizable graphics! The 4" panel mounts in a standard 1/4 DIN cutout.

In addition to the simple panel configuration software, a very helpful feature is the built-in project simulator. The project simulator allows you to view your project on the PC screen as it would appear on the panel and to test all your screens before downloading the project to the panel. You can simulate your entire project at any stage of development and even simulate the function keys and keypad bezel.

Getting started

Installing the software and configuring the **C-more** 4" Micro panel is simple. You will need the following to successfully connect and configure a project for the panel:

- **C-more** 4" Micro panel
- **C-more** Micro Programming Software EA-MG-PGMSW (Downloadable version available from the **AutomationDirect** web site at no charge.)
- **C-more** Micro USB Programming Cable such as USB-CBL-AB6, used to connect between a PC and the Micro panel's built-in programming port. The panel will operate in Low-Power mode when powered by the PC and the screen brightness is diminished.
- Power source – An external Class 2, 12-24 VDC power source is required for normal High-Power operation. Recommended power supplies are AutomationDirect part numbers PSC-24-015 or PSC-24-030.
- Personal computer – to run the **C-more** Micro programming software
- Communications Cable (serial) – to connect the **C-more** Micro panel to your PLC or other controller with which the panel will communicate.

Drivers for your Controller

C-more 4" Micro panels have the following drivers available for connection to Productivity Series, CLICK, **Direct**LOGIC and many other devices:

- AutomationDirect Productivity Series
- AutomationDirect Do-more
- AutomationDirect CLICK (Modbus)
- **Direct**LOGIC K-sequence, **Direct**LOGIC **Direct**NET, **Direct**LOGIC Modbus (Koyo Addressing)
- Modbus RTU
- Allen Bradley DF1 Full Duplex, Allen Bradley DF1 Half Duplex, Allen Bradley PLC5 DF1, AB DH485
- Omron Host Link (C200 Adapter, C500)
Omron FINS serial (CJ1, CS1)
- GE SNPX (90/30, 90/70, Micro 90, VersaMax Micro)
- Mitsubishi Melsec FX
- Siemens PPI
- Entivity Modbus RTU
- AutomationDirect GS Drives
- AutomationDirect SOLO Temperature Controllers
- Mitsubishi Q/QnA



EA1-T4CL

\$356.00



NOTE: EA1-T4CL requires Software and Firmware Version 3.00 or later. Available for free download at www.automationdirect.com.

Features

Bitmaps

- 320 X 240 pixel graphical display supports bitmaps
- Use bitmap images of pushbuttons, switches, indicators, your company logo
- Use provided library of bitmaps
- Create your own library of bitmaps

Text - 40 lines

- 40 lines by 80 characters of static text in Landscape Orientation
- 54 lines by 59 characters of static text in Portrait Orientation
- Look up text, scroll up to 128 characters
- 30 lines by 40 characters of dynamic text, embedded variables, on/off phrases, scroll up to 40 characters
- Scroll text object with up to 128 characters

Beep

- Beep to indicate an alarm
- Beep for a special message
- Beep to verify when button is pressed

Bar graphs

- Line, vertical, horizontal, skinny, fat, multiple

Data entry

- Pop-up numeric key pad on the screen
- Increment/decrement a value by touching arrows


Recipes

Each recipe button transfers up to 99 values from PLC source registers to PLC destination registers and/or from the recipe table to PLC destination registers.

32K Colors

The TFT panel has a palette of 32K colors available to make full use of color for objects and bitmaps as well as backgrounds.

Up to 999 Screens



C-more Micro supports up to 999 screens. Screen quantity is limited by memory usage which is determined by the total bitmaps, objects, etc. that are used.

C-more 4" Micro Panels Overview

Company
InformationControl Systems
Overview

CLICK PLC

Do-More
PLCs OverviewDo-More H2
PLCDo-More T1H
PLCDirectLOGIC
PLCs OverviewDirectLOGIC
DL05/06DirectLOGIC
DL105DirectLOGIC
DL205DirectLOGIC
DL305DirectLOGIC
DL405Productivity
Controller
OverviewProductivity
3000Universal
Field I/O


Software

C-More
HMIC-More Micro
HMIViewMarq
Industrial
Marquees

Other HMI



Communications




Appendix
Book 1Terms and
Conditions

C-more 4" TFT Micro Panel			
Part Number	Description		Price
EA1-T4CL		4-inch C-more Micro Touch Panel with TFT Color LCD, 320 x 240 dot, 32,768 color display with LED backlight. 5 user-defined function keys with LED indicators. Two built-in ports (USB Type-B port and 15-pin D-sub RS-232/422/485 port). Display supports Portrait and Landscape modes. NEMA 4/4X, IP65 (when mounted correctly; for indoor use only).	\$356.00



Note: Software and Firmware Version 3.00 or later is required with model EA1-T4CL. Available for free download at www.automationdirect.com.

C-more Micro Programming Software			
Part Number	Description		Price
EA-MG-PGMSW		C-more Micro Windows-based programming software for C-more EA1 and EA3 series panels. Package includes software CD. Requires USB port connection from PC to C-more Micro panel. Cables sold separately. Downloadable version available from the Web site at no charge.	\$25.00
USB-CBL-AB3		The C-more Micro TFT panel requires a USB A-to-B type cable to connect a personal computer to the panel for programming. (Note: The TFT panel includes a built-in USB to serial converter and the USB driver will appear as a COM port to the PC when properly installed. The USB port supplies 5VDC to the TFT panel so that no external power supply is required for programming.)	\$7.50
USB-CBL-AB6			\$9.50
USB-CBL-AB10			\$18.00
USB-CBL-AB15			\$22.50

C-more 4" Micro Panel Accessories			
Part Number	Description		Price
EA-ADPTR-4		DSUB PLC serial communications port adapter, 15-pin 90-degree. Compatible with C-more EA7 series, EA9-T6CL(-R) and C-more Micro 4 or 6-inch panels.	\$39.00
EA-COMCON-3		DSUB port adapter, 15-pin to 6-terminal RS-422/485, right angle connector, plugs into the 15-pin serial port on rear of touch panel to allow wire terminal connections for an RS-422/485 communication cable. Compatible with C-more EA7 series, EA9-T6CL(-R), and C-more Micro 4 or 6-inch panels.	\$42.00
EA-4-COV2		Optional clear screen overlay used to protect C-more 4" Micro displays from minor scratches and wear. Package contains 3 clear screen overlays.	\$33.50



For a list of supported protocols and cabling options refer to the C-more Micro Protocols and cabling chart starting on page CK-73.

C-more 6" Micro Panels Overview

Overview

C-more 6" Micro panels offer full color TFT touch screen capability and customizable graphics.

In addition to the simple panel configuration software, a very helpful feature is the built-in project simulator. The project simulator allows you to view your project on the PC screen as it would appear on the panel and to test all your screens before downloading the project to the panel. You can simulate your entire project at any stage of development. With version 2.50 or later, simulate the function keys and keypad bezel.

Getting started

Installing the software and configuring the **C-more** 6" Micro panel is simple. You will need the following to successfully connect and configure a project for the panel:

- **C-more** Micro panel
- **C-more** Micro Programming Software EA-MG-PGMSW (Downloadable version available from the **AutomationDirect** web site at no charge.)
- **C-more** Micro USB to RS232 Programming Cable Assembly EA-MG-PGM-CBL, used to connect between a PC and the Micro panel's built-in serial port
- Power source – either powered from the RJ12 serial comm port on most **AutomationDirect** PLCs, **C-more** DC Power Adapter EA-MG-P1, or Serial Port with DC Power Adapter EA-MG-SP1
- Personal computer – to run the **C-more** Micro programming software
- Communications Cable (serial) – to connect the **C-more** Micro panel to your controller
- Adding the EA-ECOM module allows programming and PLC communication via an Ethernet connection (EA3 series only)

Drivers for your Controller

C-more 6" Micro panels have the following drivers available for connection to Productivity Series, CLICK, **Direct**LOGIC and many other devices:

- AutomationDirect Productivity Series – serial / Ethernet*
- AutomationDirect Do-more – serial / Ethernet*
- AutomationDirect CLICK (Modbus)– serial / Ethernet*
- **Direct**LOGIC K-sequence, **Direct**LOGIC **Direct**NET, **Direct**LOGIC Modbus (Koyo Addressing)
- **Direct**LOGIC ECOM Ethernet*
- Modbus RTU
- Modbus TCP/IP*
- Allen Bradley DF1 Full Duplex, Allen Bradley DF1 Half Duplex, Allen Bradley PLC5 DF1, AB DH485
- Omron Host Link (C200 Adapter, C500)
- Omron FINS serial (CJ1, CS1)
- GE SNPX (90/30, 90/70, Micro 90, VersaMax Micro)
- Mitsubishi Melsec FX
- Siemens PPI
- Entivity Modbus RTU
- AutomationDirect GS Drives
- AutomationDirect SOLO Temperature Controllers
- Mitsubishi Q/QnA

*with EA-ECOM Ethernet module (EA3 series only)

EA1-T6CL



\$432.00

**Shown in Landscape
(Horizontal) mode**

EA3-T6CL



\$299.00

**Shown in Portrait
(Vertical) mode**



NOTE: EA1-T6CL requires Software and Firmware Version 2.50 or later. EA3-T6CL requires Software and Firmware Version 3.60 or later. Available for free download at www.automationdirect.com.

Features

Bitmaps

- 320 X 240 pixel graphical display supports bitmaps
- Use bitmap images of pushbuttons, switches, indicators, your company logo
- Use provided library of bitmaps
- Create your own library of bitmaps

Text - 40 lines

- 40 lines by 80 characters of static text in Landscape Orientation
- 53 lines by 60 characters of static text in Portrait Orientation
- Look up text, scroll up to 128 characters
- 40 lines by 40 characters of dynamic text, embedded variables, on/off phrases, scroll up to 40 characters
- Scroll text object with up to 128 characters

Beep

- Beep to indicate an alarm
- Beep for a special message
- Beep to verify when button is pressed

Bar graphs

- Line, vertical, horizontal, skinny, fat, multiple

Data entry

- Pop-up numeric key pad on the screen
- Increment/decrement a value by touching arrows

Recipes


Each recipe button transfers up to 99 values from PLC source registers to PLC destination registers and/or from the recipe table to PLC destination registers.

32K Colors




The 6" panels have a palette of 32K colors available to make full use of color for objects and bitmaps as well as backgrounds.

Up to 999 Screens

C-more Micro supports up to 999 screens. Screen quantity is limited by memory usage which is determined by the total bitmaps, objects, etc. that are used.



C-more 6" Micro Panels Overview


C-more 6" TFT Micro Panels			
Part Number		Description	Price
EA3-T6CL		C-more Micro touch screen operator interface, 5.7 inch, TFT color LCD, 320 x 240 pixel display, 32K colors, LED backlight, 5 user defined function keys, RS-232 (RJ12) port, RS-232 / RS-485 / 422 (15-pin D-sub) port, USB B port, display supports landscape/portrait mode(s), NEMA 4/4X, IP65, indoor use only.	\$299.00
EA1-T6CL		C-more Micro touch screen operator interface, 5.7 inch, TFT color LCD, 320 x 240 pixel display, 32K colors, LED backlight, 5 user defined function keys, RS-232 / RS-485 / 422 (15-pin D-sub) port, USB B port, display supports landscape/portrait mode(s), NEMA 4/4X, IP65, indoor use only.	\$432.00
USB-CBL-AB3		The C-more Micro TFT panel requires a USB A-to-B type cable to connect a personal computer to the panel for programming. (Note: The TFT panel includes a built-in USB to serial converter and the USB driver will appear as a COM port to the PC when properly installed. The USB port supplies 5VDC to the TFT panel so that no external power supply is required for programming.)	\$7.50
USB-CBL-AB6			\$9.50
USB-CBL-AB10			\$18.00
USB-CBL-AB15			\$22.50






Note: Software and Firmware Version 3.60 or later is required with model EA3-T6CL. Available for free download at www.automationdirect.com.





Note: Software and Firmware Version 2.5 or later is required with model EA1-T6CL. Available for free download at www.automationdirect.com.

C-more Micro Programming Software			
Part Number		Description	Price
EA-MG-PGMSW		C-more Micro Windows-based programming software for C-more EA1 and EA3 series panels. Package includes software CD. Requires USB port connection from PC to C-more Micro panel. Cables sold separately. Downloadable version available from the Web site at no charge.	\$25.00

C-more 6" Micro Panel Accessories			
Part Number		Description	Price
EA-ADPTR-4		DSUB PLC serial communications port adapter, 15-pin 90-degree. Compatible with C-more EA7 series, EA9-T6CL(-R) and C-more Micro 4 or 6-inch panels.	\$39.00
EA-COMCON-3		DSUB port adapter, 15-pin to 6-terminal RS-422/485, right angle connector, plugs into the 15-pin serial port on rear of touch panel to allow wire terminal connections for an RS-422/485 communication cable. Compatible with C-more EA7 series, EA9-T6CL(-R), and C-more Micro 4 or 6-inch panels.	\$42.00
EA-6-COV2		Optional clear screen overlay used to protect C-more 6" Micro displays from minor scratches and wear. Package contains 3 clear screen overlays.	\$37.00

C-more 6" Micro Panels Overview


EA1-T6CL Panel Accessories

Part Number		Description	Price
EA-MG6-BZ2		For Landscape (Horizontal) Mounted EA1-T6CL Panels. 20-button keypad bezel with numeric keypad for C-more EA1-T6CL, 4 arrow adjust keys, and ESCAPE, MENU, CLEAR and ENTER buttons. Helps to reduce screen wear in heavy-duty applications where operators can use the keypad to enter numeric data. Designed for easy drop-in of the Micro panels.	\$107.00
EA-MG6-BZ2P		For Portrait (Vertical) Mounted EA1-T6CL Panels. 21-button keypad bezel with numeric keypad for C-more EA1-T6CL, 4 arrow adjust keys, and ESCAPE, MENU, CLEAR and (2) ENTER buttons. Helps to reduce screen wear in heavy-duty applications where operators can use the keypad to enter numeric data. Designed for easy drop-in of the Micro panels.	\$79.00



For a list of supported protocols and cabling options refer to the **C-more** Micro Protocols and cabling chart starting on page CK-73.

EA3-T6CL Panel Accessories

Part Number		Description	Price
EA-ECOM		C-more Micro communication expansion module, Ethernet (RJ45) port for programming and PLC communications at 10/100 Mbps. For use with EA3 series panels.	\$50.00



C-more Micro Programming Software

FREE software!

C-more Micro Programming Software can be downloaded at no charge or a CD version may be purchased by ordering EA-MG-PGMSW. The software requires a USB port on your PC to connect to the **C-more** Micro panel. Software Help Files are included in the download. This software programs all the **C-more** Micro panels (does not program the **C-more** 6" through 15" touch panels).



Copyright © AutomationDirect.com. All rights reserved.



Note: This software is used to program **C-more** Micro panels only.
Part Numbers: EA1-S3ML, EA1-S3ML-N, EA1-S3MLW, EA1-S3MLW-N, EA1-T4CL, EA1-S6ML, EA1-S6MLW, EA1-T6CL, EA3-T6CL, EA3-T8CL, EA3-T10CL



NOTES: Software and Firmware Version 3.5 or later is required with model EA3-T6CL.
 Software and Firmware Version 3.5 or later is required with models EA3-T8CL and EA3-T10CL.
 Software and Firmware Version 3.0 or later is required with model EA1-T4CL.
 Software and Firmware Version 2.5 or later is required with model EA1-T6CL.
 Software and Firmware Version 2.0 or later is required with models EA1-S6ML and EA1-S6MLW.
 Software and Firmware Version 1.5 or later is required with models EA1-S3MLW and EA1-S3MLW-N.
 Available for free download at www.automationdirect.com.

C-more Micro Programming Software is a spin-off of its powerful sibling **C-more** Touch Panel. It offers very high end features designed to reduce your configuration time. Simply drag and drop the objects from the object list (right side of screen) onto the screen construction area. Then configure your PLC tags and click on the objects you wish to use. Use the built-in simulator to review your work on your PC before ever downloading your project! The time saving benefits of the **C-more** Micro configuration software could easily pay for the panel. Check out www.CmoreMicro.com to download a free version.

Built-in project simulator

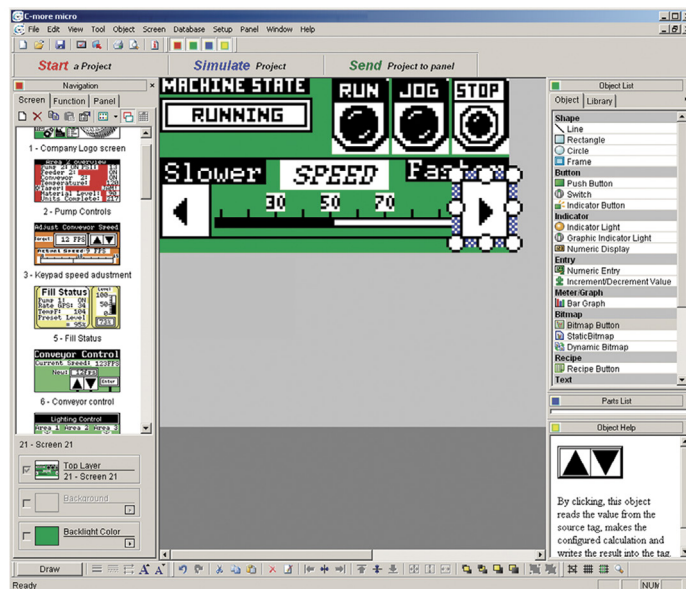
- Runs your project on your PC
- Test all of your screens before downloading
- Time savings pays for the panel
- Version 2.5 or later - Simulate function keys and keypad bezel.

Built-in user object/ screen libraries

Save time by re-using your custom objects and screens.

Thumbnail project preview pane

Helps keep track of multi-screen projects.



Scrolling object selection window

Lets you find the object you want fast. Just drag and drop it on the screen.

PC requirements

Following are the minimum system requirements for running **C-more** Micro Programming Software, EA-MG-PGMSW, on a PC:

- Operating System - Windows® XP Professional Edition Service Pack 2, Windows® 7 (32 or 64 bit) or Windows 8 (32 or 64 bit)
- 150 MB free hard-disk space
- CD-ROM or DVD drive for installing software from the CD, or internet access to download free programming software
- USB port to use with the correct Programming Cable Assembly for project transfer from the programming software to the panel

Scrolling help window

Gives you helpful information on each object

C-more Micro Programming Software

C-more Micro Panel Objects			
Object	Graphic	Object	Graphic
Shape objects, just like with drawing tools, allow the user to insert shapes, such as a straight line, circle, or rectangle drawing into a project. When a Shape is inserted into a project, a window opens to allow the user to setup all available parameters for the Line object. Some of the uses for Shape Objects include but are not limited to adding callouts, pointers, or indicators.		The Bitmap Button object offers the ability to use a Bitmap graphic to perform the functions of a Button. This allows users to create their own graphics and implement them within the software project. The Bitmap Button object can be used to activate or deactivate components assigned to a Discrete Tag Name. The C-more Micro display only supports two colors, black and white.	
The Frame object allows the user to insert a Frame to the project that can be used to Frame other objects. Some of the uses for Frame object include but are not limited to graphically separating objects for different operations that may appear on one screen and emphasizing pushbuttons or other objects that may require more attention by the operator.		The Static Bitmap offers the ability to display a Bitmap graphic on any screen. The Static Bitmap does not change state. Refer to the Dynamic Bitmap Object if you require the graphic object to change state based on a Tag Value in your PLC. The dialog box for a "Static Bitmap" object allows you to "read from disk" and select a graphic file for import. Graphics must be in one of the following formats: .BMP .WMF .JPG .JPEG	
The Pushbutton object is available from the Button Category of the Object List window. The Pushbutton object is an electronic version of a typical Pushbutton normally found on control panels. The Pushbutton object can be used to activate or deactivate components assigned to a Discrete Tag Name.		Recipe objects make it easy to make a large number of tag changes with the push of a single button. Create Recipes with up to 99 entries, and multiple sets of values. Then just push a button to load an entire set of values into the group of recipe tags.	
The Switch object is an electronic version of a typical Switch that normally can be found on control panels. The Switch object can be used to activate or deactivate components assigned to a Discrete Tag Name.		The Dynamic Bitmap object offers the ability to make an object using two different Bitmap graphics that will display one graphic when the Tag is On and a different graphic when the Tag is Off. Use your own bitmap designs or use some of the bitmaps provided with the software that are located in the User Graphic Library.	
The Indicator Button object is available from the Button Category of the Object List window. The Indicator Button object is an electronic version of a typical Indicator Button normally found on control panels. The Indicator Button is a combination of a Pushbutton and an Indicator Light. The Indicator Button can be used to activate or deactivate components assigned to a Discrete Tag Name.		The Static Text object is used to display a Frame with a personalized Message. This Frame and Message can be placed on any screen and any location within the screen.	
The Indicator Light object is an electronic version of a typical Indicator Light normally found on industrial control panels. The Indicator Light can be configured to display the status of the assigned Discrete Tag Name.		The Lookup Text object is used to display a Frame with a personalized Message. This Frame and Message can be placed on any screen and any location within the screen. The object is always displayed like a sign but is configured to display only the message prompted by an assigned Tag Name. Messages are retrieved from a Message Database which is configured by the user with text defined by the user. The Lookup Text Object will scroll text up to 128 characters.	
The Graphic Indicator Light object is a more enhanced version of the "Indicator Light Object" that allows the user to choose more detailed graphics to display the status of a tag. This object is an electronic version of a typical Indicator Light normally found on industrial control panels. The Indicator Light can be configured to display the status of the assigned Discrete Tag Name.		The Dynamic Text object is used to display text that is retrieved from data stored in a Tag. The Tag Name is assigned to registers in the PLC that contain set character data. The data can be stored in the PLC in ASCII format and may include information such as machine numbers, locations, part numbers, and such. The Message can be configured to be visible (Trigger) when an associated Tag Name is On or Off. This object can be placed on any screen and any location within the screen. The Dynamic Text Object will scroll text up to 40 characters.	
The Numeric Display consists of a frame that displays a real-time numeric value according to the value of data received from an assigned Tag Name. The Numeric Display supports numeric Signed Decimal, Unsigned Decimal, BCD, and Floating Point data types with up to 11 digits, including decimal point. User Defined Alpha Numeric Prefix and Suffix values are also supported.		The Scroll Text object is available from the Text Category of the Object List window. The Scroll Text object is an electronic version of a marquee. It is similar to the Static Text Object. If the text in the object does not fit in the window, it will scroll from right to left across the window. The Scroll Text object does not require a Tag Name assignment. The Scroll Text Object has a maximum character limit of 128 characters.	
The Numeric Entry object is used to enter a value from your Panel to a PLC Register. This object, when selected, opens a Numeric Keypad that allows the user to enter a new value that will be written to the assigned Tag Name. The Numeric Entry supports numeric Signed Decimal, Unsigned Decimal, BCD, and Floating Point data types with up to 11 digits, including decimal points. User Defined Alpha Numeric Prefix and Suffix values are also supported.		The Text Entry object is used to enter an ASCII string. Two entry options allow use of an on-screen keypad or the hardware function keys to enter characters.	
The Increment/Decrement Value object is used to add or subtract a value by pressing a button on the Panel. Basically the object uses two Tags, one to read a value from and another to write a modified value to. The Increment/Decrement Value supports numeric Signed Decimal, Unsigned Decimal, BCD, and Floating Point data types with up to 11 digits, including decimal points. The Increment and decrement values are also user selectable.		The Screen Change Pushbutton object is available from the Control Category of the Object List window. The Screen Change Pushbutton object is a pushbutton that can be configured to activate another screen in the project. This object may be edited to various colors and sizes. Users can configure the button to activate the Power-Up screen, Forward Screen, Previous Screen, or any one of the project screens.	
The Real Time Graph object displays the value stored in up to two PLC tags, over a history of up to 24 points each. One point is added at each refresh.		The Screen Selector object is available from the Control Category of the Object List window. This object is an enhanced version of the Screen Change pushbutton in that it offers many more features and defaults with data from screens in the project. This helps to save time by not having to create Screen change buttons for each screen. This object may be edited to various colors and sizes.	
The Line Graph object displays the values of up to 24 PLC address points. Up to two address arrays can be displayed. The line is drawn in its entirety at each refresh.		The Adjust Display Contrast object is used to allow the operator to adjust the Panel Display Contrast. The default Display setting often works in most applications, however lighting may vary based on the location of each application. In these cases the operator can use this object to make adjustments. The current display setting value will appear on the top of the button and will change as the arrow keys are pressed. This button can be modified to various sizes.	
The Analog Meter object is used to display the current value of a Tag Name.		The Function object is used to assign the panels function key buttons to a particular action as well as assigning the control of the LED On/Off status. When a button has been assigned as a shift button, the then F1 through F7 will become F8 through F14. The Function Object buttons will activate when the hardware button is pressed or when the object is pressed on the screen. The object size is restricted so that the keys will line up with the hardware function keys on the panel.	
The Bar Meter object is used to monitor up to two assigned Tag Names continuously. This object has various appearances depending upon the relative value of the tags. The Bar Meter can be used to create digital versions of level, current, and flow meters to name a few samples, or gauges that measure speed and other measurable data.			